

Arolla Spot MP DMX chart

12/2021



OPERATING MODE

Arolla Spot MP has one single operating mode that take 29 DMX channels.

DMX list

<i>DMX Parameter number</i>	<i>FUNCTION</i>
1	CYAN
2	MAGENTA
3	YELLOW
4	CTO
5	COLOR FUNCTION
6	COLOR WHEEL
7	STROBE
8	DIMMER
9	DIMMER FINE
10	IRIS
11	ROTATING GOBO 1 INSERTION
12	GOBO 1 ROTATION
13	GOBO 1 ROTATION FINE
14	ROTATING GOBO 2 INSERTION
15	GOBO 2 ROTATION

<i>DMX Parameter number</i>	<i>FUNCTION</i>
16	GOBO 2 ROTATION FINE
17	PRISM INSERTION
18	PRISM ROTATION
19	EFFECT WHEEL INSERTION
20	EFFECT WHEEL ROTATION
21	FROST
22	FOCUS
23	ZOOM
24	PAN
25	PAN FINE
26	TILT
27	TILT FINE
28	RESET
29	FUNCTION
-	-

Function details








<i>DMX Parameter</i>	<i>Bit Values</i>	<i>Function</i>
1	0 – 255	CYAN Linear 0 – 100% white to full (Color → CMY) Linear 0 – 100% full to white (Color → RGB)
2	0 – 255	MAGENTA Linear 0 – 100% white to full (Color → CMY) Linear 0 – 100% full to white (Color → RGB)
3	0 – 255	YELLOW Linear 0 – 100% white to full (Color → CMY) Linear 0 – 100% full to white (Color → RGB)
4	0 – 255	CTO Linear 0 – 100% white to full.
5	000 – 085 086 – 170 171 – 255	COLOR Function Full Color Half Color Linear Path








DMX Parameter	Bit Values	Function
6		COLOR WHEEL
		FULL COLOR
	000 – 009	White
	010 – 019	Dark Red
	020 – 029	Brilliant Blue
	030 – 039	Deep Green
	040 – 049	Golden Amber
	050 – 059	CRI-4
	060 – 069	Dark Orange
	070 – 079	Navy Blue
	080 – 127	CW rotation from slow to fast
	128 – 255	Linear color insertion
		HALF COLOR
	000 – 004	White
	005 – 009	White + Dark Red
	010 – 014	Dark Red
	015 – 019	Dark Red + Brilliant Blue
	020 – 024	Brilliant Blue
	025 – 029	Brilliant Blue + Deep Green
	030 – 034	Deep Green
	035 – 039	Deep Green + Golden Amber
	040 – 044	Golden Amber
	045 – 049	Golden Amber + CRI-4
	050 – 054	CRI-4
	055 – 059	CRI-4 + Dark Orange
	060 – 064	Dark Orange
	065 – 069	Dark Orange + Navy Blue
	070 – 074	Navy Blue
	075 – 079	Navy Blue + White
	080 – 127	CW rotation from slow to fast
	128 – 255	Linear color insertion
		LINEAR PATH
	000	White
010	Dark Red	
020	Brilliant Blue	
030	Deep Green	
040	Golden Amber	
050	CRI-4	
060	Dark Orange	
070	Navy Blue	
079	White	
080 – 127	CW rotation from slow to fast	
128 – 255	Linear color insertion	

Arolla Spot MP DMX chart

12/2021

DMX Parameter	Bit Values	Function
7	000 – 003	STROBE Closed
	004 – 103	Linear Strobe slow (1 flash/sec) to fast (25 flashes/sec)
	104 – 107	Open
	108 – 207	Linear Pulse slow to fast
	208 – 212	Open
	213 – 225	Random Strobe low frequency
	226 – 238	Random Strobe medium frequency
	239 – 251	Random Strobe high frequency
	252 – 255	Open
8	000 – 255	DIMMER Linear Dimmer 0-100%.
9	000 – 255	DIMMER FINE (16 bit)
10	000 – 127	IRIS Linear Open from Min. to Max.
	128 – 131	Open
	132 – 171	Pulse from slow to fast
	172 – 211	Pulse slow to fast - instant opening
	212 – 251	Pulse slow to fast - instant closing
	252 – 255	Open

DMX Parameter	Bit Values	Function
11		ROTATING GOBO 1 CHANGE
	0 – 008	Empty position
	009 – 017	Gobo 1 
	018 – 026	Gobo 2 
	027 – 035	Gobo 3 
	036 – 044	Gobo 4 
	045 – 053	Gobo 5 
	054 – 062	Gobo 6 
	063 – 071	Gobo 7 
	072 – 113 114 – 117 118 – 159 160 – 173 174 – 187 188 – 200 201 – 214 215 – 227 228 – 241 242 – 255	Linear CCW fast to slow Stop Linear CW slow to fast Gobo 1 shakes slow to fast Gobo 2 shakes slow to fast Gobo 3 shakes slow to fast Gobo 4 shakes slow to fast Gobo 5 shakes slow to fast Gobo 6 shakes slow to fast Gobo 7 shakes slow to fast
12	000 – 127 128 – 190 191 – 192 193 – 255	GOBO 1 ROTATION Gobo indexing: 0° to 540° range Linear CW fast to slow Stop Linear CCW slow to fast

DMX Parameter	Bit Values	Function
13	0 – 255	FINE GOBO 1 ROTATION Fine CCW Gobo Indexing
		ROTATING GOBO 2 CHANGE
14	0 – 008	Empty position
	009 – 017	Gobo 1 
	018 – 026	Gobo 2 
	027 – 035	Gobo 3 
	036 – 044	Gobo 4 
	045 – 053	Gobo 5 
	054 – 062	Gobo 6 
	063 – 071	Gobo 7 
	072 – 113	Linear CCW fast to slow
	114 – 117	Stop
	118 – 159	Linear CW slow to fast
160 – 173	Gobo 1 shakes slow to fast	
174 – 187	Gobo 2 shakes slow to fast	
188 – 200	Gobo 3 shakes slow to fast	
201 – 214	Gobo 4 shakes slow to fast	
215 – 227	Gobo 5 shakes slow to fast	
228 – 241	Gobo 6 shakes slow to fast	
242 – 255	Gobo 7 shakes slow to fast	

DMX Parameter	Bit Values	Function
15	000 – 127 128 – 190 191 – 192 193 – 255	GOBO 2 ROTATION Indexing: 0° to 540° range Linear CW fast to slow Stop Linear CCW slow to fast
16	0 – 255	FINE GOBO 2 ROTATION Fine CCW
17	0 – 127 128 – 255	4 FACET PRISM Prism Out 4 facet Prism IN
18	000 – 127 128 – 190 191 – 192 193 – 255	4 FACET PRISM ROTATION Prism indexing: 0° to 540° range CW linearly fast to slow Stop CCW linearly slow to fast
19	000 – 007 008 – 255	EFFECT WHEEL INSERTION Effect wheel out Effect wheel linear in
20	000 – 004 005 – 127 128 – 131 132 – 255	EFFECT WHEEL ROTATION Stop CW linearly slow to fast Stop CCW linearly slow fast
21	0 – 255	FROST Linear Frost
22	0 – 255	FOCUS Linear Focus
23	0 – 255	ZOOM Linear Zoom
24	000 – 255	PAN Pan CCW 0° to 540° (default setting)
25	000 – 255	PAN FINE Fine CCW Pan
26	000 – 255	TILT Tilt CW 0° to 270° (default setting)
27	000 – 255	TILT FINE Fine CW Tilt

Arolla Spot MP DMX chart

DMX Parameter	Bit Values	Function	
28	000 – 025	RESET The reset sequence is activated staying in the range for 5 seconds	
	026 – 076	Unused range	
	077 – 127	Effects reset	
	128 – 255	Pan / Tilt reset Complete fixture reset	
29		FUNCTION	
	000 – 020	Unused range	
	021 – 030	P/T Smooth OFF	
	031 – 040	P/T Smooth ON (Default)	
	041 – 050	Dimmer curve 1	Details at page 11
	051 – 060	Dimmer curve 2	
	061 – 070	Dimmer curve 3	
	071 – 080	Dimmer curve 4	
	081 – 090	Fan mode Auto (Default)	
	091 – 095	Fan mode SLN	
	096 – 100	Fan mode Theatre	
	101 – 105	Fan mode RNR	
	106 – 110	Fan mode Standard	
	111 – 120	Pan/Tilt Slow speed	
	121 – 130	Pan/Tilt Medium speed	
	131 – 140	Pan/Tilt Fast speed (Default)	
	141 – 150	CMY Normal speed	
	151 – 160	CMY Fast speed (Default)	
	161 – 170	Display OFF (Default)	
	171 – 180	Display ON	
	181 – 190	PWM Frequency 600Hz	
	191 – 200	PWM Frequency 1200Hz	
	201 – 210	PWM Frequency 2000Hz	
	211 – 220	PWM Frequency 4000Hz	
	221 – 230	PWM Frequency 6000Hz	
	231 – 240	PWM Frequency 20000Hz (Default)	
	241 – 255	Unused range	
		IMPORTANT: The functions are activated/selected staying in the necessary range for 3 seconds	

IMPORTANT NOTE

To ensure reliable operation of the effects, it is suggested to keep the light source of the projector switch-on for few minutes before moving the effects. Claypaky use a high-performance lubricant that is designed to work within the high temperature environment in Claypaky's modern moving light fixtures. In cold environments, it may take several minutes for the lubricant to reach optimum fluidity and all functions to reach optimum performance.

To preserve the LED engine, it is suggested to set the Dimmer channel @ 0bit few minutes before turning off the power of the fixture.

To prevent accidental breakage of the effects, which could collide with each other's during transport, before switching the fixture OFF, check that all the DMX parameters have been excluded (DMX level @0 bit).

