



OPERATING MODE

The Fixture has one single operating mode that takes 39 DMX channels.









DMX CHART








<i>DMX Parameter</i>	<i>FUNCTION</i>
1	CYAN
2	MAGENTA
3	YELLOW
4	CTO
5	COLOUR WHEEL
6	STROBE
7	DIMMER
8	DIMMER FINE
9	IRIS
10	STATIC GOBO WHEEL
11	ROTATING GOBO INSERTION
12	GOBO ROTATION
13	GOBO ROTATION FINE
14	PRISM INSERTION
15	PRISM ROTATION
16	ANIMATION WHEEL INSERTION
17	ANIMATION WHEEL ROTATION
18	FROST 1
19	FROST 2

<i>DMX Parameter</i>	<i>FUNCTION</i>
20	FOCUS
21	ZOOM
22	FRAMING BLADE 1 MOVEMENT
23	FRAMING BLADE 1 SWIVELLING
24	FRAMING BLADE 2 MOVEMENT
25	FRAMING BLADE 2 SWIVELLING
26	FRAMING BLADE 3 MOVEMENT
27	FRAMING BLADE 3 SWIVELLING
28	FRAMING BLADE 4 MOVEMENT
29	FRAMING BLADE 4 SWIVELLING
30	FRAMING ROTATION
31	FRAMING MACRO
32	FRAMING MACRO SPEED
33	PAN
34	PAN FINE
35	TILT
36	TILT FINE
37	RESET
38	FUNCTION

DMX Parameter	Bit Values	Function
1	000 – 255	CYAN
		Linear 0 – 100% from white to full (Colour Mixing → CMY)
		Linear 0 – 100% from full to white (Colour Mixing → RGB)
2	000 – 255	MAGENTA
		Linear 0 – 100% from white to full (Colour Mixing → CMY)
		Linear 0 – 100% from full to white (Colour Mixing → RGB)
3	000 – 255	YELLOW
		Linear 0 – 100% from white to full (Colour Mixing → CMY)
		Linear 0 – 100% from full to white (Colour Mixing → RGB)
4	000 – 255	CTO
		Linear 0 – 100% from white to full
5		COLOUR WHEEL
	000 – 004	White
	005 – 009	Empty + Dark Red
	010 – 014	Dark Red
	015 – 019	Dark Red + Brilliant Blue
	020 – 024	Brilliant Blue
	025 – 029	Brilliant Blue + Deep Green
	030 – 034	Deep Green
	035 – 039	Deep Green + CRI-4
	040 – 044	CRI-4
	045 – 049	CRI-4 + Dark Orange
	050 – 054	Dark Orange
	055 – 059	Dark Orange + Navy Blue
	060 – 064	Navy Blue
	065 – 069	Navy Blue + Empty
070 – 127	CW rotation from slow to fast	
128 – 255	Linear colour insertion.	

<i>DMX Parameter</i>	<i>Bit Values</i>	<i>Function</i>
6		STROBE
	000 – 003	Closed
	004 – 103	Linear Strobe from slow (1 flash/sec) to fast (25 flashes/sec)
	104 – 107	Open
	108 – 207	Linear Pulse from slow to fast
	208 – 212	Open
	213 – 225	Random Strobe at low frequency
	226 – 238	Random Strobe at medium frequency
	239 – 251	Random Strobe at high frequency
	252 – 255	Open
7	000 – 255	DIMMER Linear Dimmer 0-100%
8	000 – 255	DIMMER FINE (16 bit)
9		IRIS
	000 – 127	Linear Open from Min. to Max.
	128 – 131	Open
	132 – 171	Pulse from slow to fast
	172 – 211	Pulse from slow to fast - instant opening
	212 – 251	Pulse from slow to fast - instant closing
		252 – 255

DMX Parameter	Bit Values	Function	
10		STATIC GOBO WHEEL	
	000 - 007	Open	
	008 - 015	Gobo 1	
	016 - 023	Gobo 2	
	024 - 031	Gobo 3	
	032 - 039	Gobo 4	
	040 - 047	Gobo 5	
	048 - 055	Gobo 6	
	056 - 063	Gobo 7	
	064 - 071	Gobo 8	
	072 - 113	Linear CCW wheel rotation from fast to slow	
	114 - 117	Stop	
	118 - 159	Linear CW wheel rotation from slow to fast	
	160 - 171	Gobo 1 shakes from slow to fast	
	172 - 183	Gobo 2 shakes from slow to fast	
	184 - 195	Gobo 3 shakes from slow to fast	
	196 - 207	Gobo 4 shakes from slow to fast	
208 - 219	Gobo 5 shakes from slow to fast		
220 - 231	Gobo 6 shakes from slow to fast		
232 - 243	Gobo 7 shakes from slow to fast		
244 - 255	Gobo 8 shakes from slow to fast		

DMX Parameter	Bit Values	Function	
11		ROTATING GOBO WHEEL	
	000 – 005	Open	
	006 – 010	Gobo 1	
	011 – 015	Gobo 2	
	016 – 020	Gobo 3	
	021 – 025	Gobo 4	
	026 – 030	Gobo 5	
	031 – 035	Gobo 6	
	036 – 040	Gobo 7	
	041 – 055	Gobo 1 shakes from slow to fast	
	056 – 070	Gobo 2 shakes from slow to fast	
	071 – 085	Gobo 3 shakes from slow to fast	
	086 – 100	Gobo 4 shakes from slow to fast	
	101 – 115	Gobo 5 shakes from slow to fast	
	116 – 130	Gobo 6 shakes from slow to fast	
	131 – 145	Gobo 7 shakes from slow to fast	
146 – 199	Linearly CW wheel rotation from fast to slow		
200 – 201	Stop		
202 – 255	Linearly CCW wheel rotation from slow to fast		

DMX Parameter	Bit Values	Function
12		GOBO ROTATION
	000 – 127	Index 0° - 540°
	128 – 190	Linear CW rotation from fast to slow
	191 – 192	Stop
	193 – 255	Linear CCW rotation from slow to fast
13	000 – 255	FINE GOBO ROTATION
14		PRISM
	000 – 127	Open
	128 – 255	4 facet Prism inserted
15		PRISM ROTATION
	000 – 127	Index 0° - 540°
	128 – 190	Linear CW rotation from fast to slow
	191 – 192	Stop
	193 – 255	Linear CCW rotation from slow to fast
16		ANIMATION WHEEL
	000 – 007	Open
	008 – 255	Linear insertion
17		ANIMATION WHEEL ROTATION
	000 – 003	Stop
	004 – 127	Linear CCW rotation from slow to fast
	128 – 131	Stop
	132 – 255	Linear CW rotation from slow to fast
18	000 – 255	LIGHT FROST
19	000 – 255	HEAVY FROST
20	000 – 255	FOCUS
21	000 – 255	ZOOM Linear wide to narrow
22	000 – 255	BLADE 1 - Linear Insertion
23		BLADE 1 - Linear Swivelling
	000 – 126	Swivelling from - 25° to 0°
	127 – 128	0° Default
	129 – 255	Swivelling from 0° to +25°
24	000 – 255	BLADE 2 - Linear Insertion
25		BLADE 2 - Linear Swivelling
	000 – 126	Swivelling from - 25° to 0°
	127 – 128	0° Default
	129 – 255	Swivelling from 0° to +25°
26	000 – 255	BLADE 3 - Linear Insertion
27		BLADE 3 - Linear Swivelling
	000 – 126	Swivelling from - 25° to 0°
	127 – 128	0° Default
	129 – 255	Swivelling from 0° to +25°

DMX Parameter	Bit Values	Function
28	000 – 255	BLADE 4 - Linear Insertion
29	000 – 255	BLADE 4 - Linear Swivelling
	000 – 127	Swivelling from - 25° to 0°
	127 – 128	0° Default
	129 – 255	Swivelling from 0° to +25°
30		FRAMING ROTATION
	000 – 127	Linear rotation CCW
	127 – 128	Middle
	129 – 255	Linear rotation CW
31		FRAMING MACRO
	000 – 003	OFF
	004 – 011	Macro 1
	012 – 018	Macro 2
	019 – 025	Macro 3
	026 – 032	Macro 4
	033 – 039	Macro 5
	040 – 047	Macro 6
	048 – 054	Macro 7
	055 – 061	Macro 8
	062 – 068	Macro 9
	069 – 075	Macro 10
	076 – 082	Macro 11
	083 – 090	Macro 12
	091 – 097	Macro 13
	098 – 104	Macro 14
	105 – 111	Macro 15
	112 – 118	Macro 16
	119 – 125	Macro 17
	126 – 133	Macro 18
	134 – 140	Macro 19
	141 – 147	Macro 20
	148 – 154	Macro 21
	155 – 161	Macro 22
	162 – 168	Macro 23
	169 – 176	Macro 24
	177 – 183	Macro 25
	184 – 190	Macro 26
	191 – 197	Macro 27
	198 – 204	Macro 28
	205 – 211	Macro 29
	212 – 219	Macro 30
	220 – 226	Macro 31
	227 – 233	Macro 32
	234 – 240	Macro 33
241 – 247	Macro 34	
248 – 255	Macro 35	
32	000 – 255	FRAMING MACRO SPEED Macro Speed from Slow to Fast

<i>DMX Parameter</i>	<i>Bit Values</i>	<i>Function</i>
33	000 – 255	PAN CCW 0° - 540° (Invert Pan: On)
34	000 – 255	PAN FINE
35	000 – 255	TILT
36	000 – 255	TILT FINE
37		RESET The reset is activated staying in the range for 5 seconds
	000 – 025	Unused range
	026 – 076	Effects reset
	077 – 127	Pan / Tilt reset
	128 – 255	Complete fixture reset
38		FUNCTION
	000 – 005	Unused range
	006 – 011	Led Frequency 600Hz
	012 – 017	Led Frequency 1200Hz
	018 – 022	Led Frequency 2000Hz
	023 – 028	Led Frequency 4000Hz
	029 – 034	Led Frequency 6000Hz
	035 – 040	Led Frequency 20000Hz (Default)
	041 – 050	Dimmer curve 1 (Default)
	051 – 060	Dimmer curve 2
	061 – 070	Dimmer curve 3
	071 – 075	Dimmer curve 4
	076 – 080	Dimmer curve 5
	081 – 090	Fan mode: Constant
	091 – 100	Fan mode: Auto (Default)
	101 – 110	Fan mode: SLN
	111 – 120	Fan mode: Theatre
	121 – 170	Unused range
	171 – 180	P/T Smooth OFF
	181 – 190	P/T Smooth ON (Default)
191 – 220	Unused range	
221 – 230	CMY Normal speed	
231 – 240	CMY Fast speed (Default)	
241 – 246	Display OFF (Default)	
247 – 252	Display ON	
253 – 255	Unused range	
		IMPORTANT: Functions activated holding down for 3 seconds

IMPORTANT NOTE

To preserve the LED engine, it is suggested to set the Dimmer channel @ 0bit a few minutes before turning off the fixture.

To prevent accidental breakage of the effects, which could collide with each other's during transport, before switching the fixture OFF, check that all the DMX parameters have been excluded (DMX level @0 bit).

